


 XBOX 360

SPIDER-MAN™

SHATTERED DIMENSIONS



ACTIVISION®



WARNING Before playing this game, read the Xbox 360® console and accessory manuals for important safety and health information. Keep all manuals for future reference. For replacement console and accessory manuals, go to www.xbox.com/support.

Important Health Warning About Playing Video Games

Photosensitive seizures

A very small percentage of people may experience a seizure when exposed to certain visual images, including flashing lights or patterns that may appear in video games. Even people who have no history of seizures or epilepsy may have an undiagnosed condition that can cause these “photosensitive epileptic seizures” while watching video games.

These seizures may have a variety of symptoms, including lightheadedness, altered vision, eye or face twitching, jerking or shaking of arms or legs, disorientation, confusion, or momentary loss of awareness. Seizures may also cause loss of consciousness or convulsions that can lead to injury from falling down or striking nearby objects.

Immediately stop playing and consult a doctor if you experience any of these symptoms. Parents should watch for or ask their children about the above symptoms—children and teenagers are more likely than adults to experience these seizures. The risk of photosensitive epileptic seizures may be reduced by taking the following precautions: Sit farther from the screen; use a smaller screen; play in a well-lit room; do not play when you are drowsy or fatigued.

If you or any of your relatives have a history of seizures or epilepsy, consult a doctor before playing.

CONTENTS

Xbox LIVE	4
Gameplay Controls	5
Saving the Game.....	7
Menu Navigation.....	7
Pause Menu	7
Heads-Up Display (HUD)	8
Spider-Sense Abilities	9
Upgrades	10
Collectibles.....	10
Level Ratings.....	10
Software License Agreement.....	11
Customer Support	Back Cover



XBOX LIVE

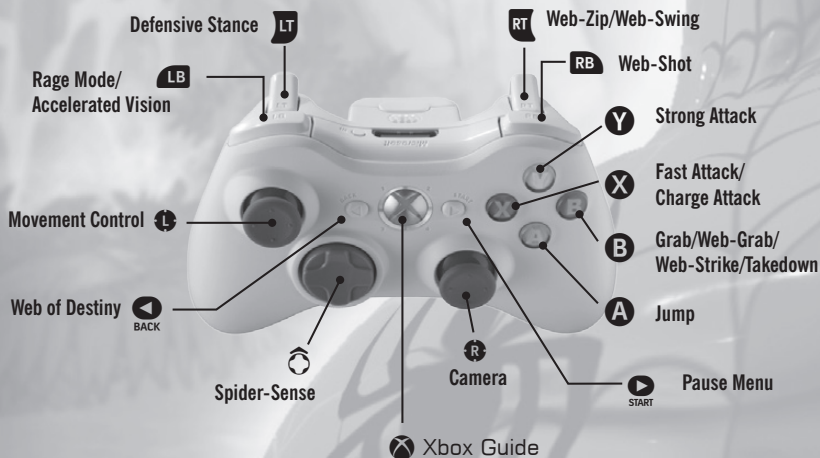
Xbox LIVE® is your connection to more games, more entertainment, more fun. Go to www.xbox.com/live to learn more.

CONNECTING

Before you can use Xbox LIVE, connect your Xbox 360 console to a high-speed Internet connection and sign up to become an Xbox LIVE member. For more information about connecting, and to determine whether Xbox LIVE is available in your region, go to www.xbox.com/live/countries.

FAMILY SETTINGS

These easy and flexible tools enable parents and caregivers to decide which games young game players can access based on the content rating. Parents can restrict access to mature-rated content. Approve who and how your family interacts with others online with the Xbox LIVE service, and set time limits on how long they can play. For more information, go to www.xbox.com/familysettings.



GAMEPLAY CONTROLS

FUNCTION	CONTROL
Movement Control	
Camera Control	
Center Camera	
Fast Attack	
Charge Attack	Hold to charge, then release
Strong Attack	
Grab/Web-Grab (Enemy/Objects)/Takedowns	
Jump	
Spider-Sense	
Web-Shot	
Web-Zip	(tap)
Web-Swing	(hold)
Rage Mode (Ultimate only)	
Takedown (Noir only, when prompted)	
Accelerated Vision (2099 only)	
Web-Strike	(from distance)
Pause Menu	 START
Web of Destiny	 BACK

DEFENSIVE STANCE

FUNCTION	CONTROL
Dodge	Hold
Evasive Roll	Hold + +

FIRST-PERSON CONTROLS

FUNCTION	CONTROL
Jab	R / L forward
Hook	R / L outward
Overhead	R / L inward
Dodge	R + L downward

FREEFALL CONTROLS (2099 ONLY)

FUNCTION	CONTROL
Move	L
Dash	A
Grab	B
Attack	X
Accelerated Vision	LB



SAVING THE GAME

At certain points during the game, checkpoints will trigger to save your progress. Older checkpoints are automatically overwritten by newer ones.

MENU NAVIGATION

After starting the game and selecting a save slot, there are several options to choose from:

Continue – Start from the last checkpoint reached in-game.

Level Select – Choose to start from the beginning of any of the available levels.

Bonus Gallery – View your collectibles such as Concept Art, Figurines, Movies and Character Bios here.


Options – View and change your Audio, Brightness, Game Options and Controls here.

Web of Destiny – Track new challenges and view completed challenges here.

Character Upgrades – Buy unlocked character upgrades here.

Combat Upgrades – Buy unlocked combat upgrades here.

PAUSE MENU

When pressing , several options are available in-game:

Web of Destiny – Track new challenges and view completed challenges here.

Character Upgrades – Buy unlocked character upgrades here.

Combat Upgrades – Buy unlocked combat upgrades here.

Resume – Close the Pause Menu and resume gameplay.

Options – View and change your Audio, Brightness, Game Options and Controls here.

Restart – Restart from the last checkpoint.

Quit Game – Quit the game and return to the Main Menu.

HEADS-UP DISPLAY (HUD)



1. **Health** – Regain health by defeating enemies and finding Spider Emblems.
2. **Web-Zip Icons** – Shows Spider-Man™ where perch points are throughout the level.
3. **Targeting Reticule** – Shows you which enemy or object is currently targeted.
4. **Objective Tracker** – Shows you the current objective.
5. **Combo Counter** – Counts the number of consecutive hits in the current combo. Performing longer combo strings during combat will earn you a higher medal.
6. **Essence and Challenges Counters** – Tracks Spider Essence and Challenges completed.

SPIDER-SENSE ABILITIES

1.



2.

1. **Enemy Health** – Displays the health auras of the enemies.

2. **Boss Icon** – Shows Spider-Man where the boss is throughout the level.



UPGRADES

Web of Destiny – Throughout each level, Spider-Man will be able to complete various challenges. Complete a number of challenges to unlock the next set of upgrades in the combat and character upgrade screens.

Combat Upgrades – From this menu you can purchase additional Spider-Man abilities and moves.

Character Upgrades – Purchase upgrades for Spider-Man, such as Health Bar and Rage Mode extensions.

COLLECTIBLES



Spider Essence – Collected from Spider Emblems and defeated enemies. Use the collectibles as currency in the upgrade menus to buy upgrades for Spider-Man.



Gold and Silver Spider Emblems – Placed throughout the levels are Emblems that will grant you health and essence to purchase upgrades.



Hidden Spiders – Find these Hidden Spiders throughout the levels to complete certain challenges.

LEVEL RATINGS

At the end of a level you'll receive an overall rank medal based on your performance in the following categories:

Combo Rating – Performing various combo types and long combo strings during combat will earn you a higher medal.

Emblem Collection – Find all of the emblems throughout a level to earn a higher medal.

Clear Time – The faster you complete a level, the higher the medal you gain.

For more information, go to www.SpiderManDimensions.com.

SOFTWARE LICENSE AGREEMENT

IMPORTANT - READ CAREFULLY: USE OF THIS PROGRAM IS SUBJECT TO THE SOFTWARE LICENSE TERMS SET FORTH BELOW. "PROGRAM" INCLUDES THE SOFTWARE INCLUDED WITH THIS AGREEMENT, THE ASSOCIATED MEDIA, ANY PRINTED MATERIALS, AND ANY ON-LINE OR ELECTRONIC DOCUMENTATION, AND ANY AND ALL COPIES AND DERIVATIVE WORKS OF SUCH SOFTWARE AND MATERIALS. BY OPENING THIS PACKAGE, AND/OR USING THE PROGRAM, YOU ACCEPT THE TERMS OF THIS LICENSE WITH ACTIVISION PUBLISHING, INC. ("ACTIVISION").

LIMITED USE LICENSE. Activision grants you the non-exclusive, non-transferable, limited right and license to use one copy of this Program solely and exclusively for your personal use. All rights not specifically granted under this Agreement are reserved by Activision. This Program is licensed, not sold. Your license confers no title or ownership in this Program and should not be construed as a sale of any rights in this Program.

OWNERSHIP. All title, ownership rights and intellectual property rights in and to this Program and any and all copies thereof (including but not limited to any titles, computer code, themes, objects, characters, character names, stories, dialog, catch phrases, locations, concepts, artwork, animation, sounds, musical compositions, audio-visual effects, methods of operation, moral rights, and any related documentation, incorporated into this Program) are owned by Activision or its licensors.

This Program is protected by the copyright laws of the United States, international copyright treaties and conventions and other laws. This Program contains certain licensed materials and Activision's licensors may protect their rights in the event of any violation of this Agreement.

YOU SHALL NOT:

- Exploit this Program or any of its parts commercially, including but not limited to use at a cyber cafe, computer gaming center or any other location-based site. Activision may offer a separate Site License Agreement to permit you to make this Program available for commercial use; see the contact information below.
- Sell, rent, lease, license, distribute or otherwise transfer this Program, or any copies of this Program, without the express prior written consent of Activision.
- Reverse engineer, derive source code, modify, decompile, disassemble, or create derivative works of this Program, in whole or in part.
- Remove, disable or circumvent any proprietary notices or labels contained on or within the Program.
- Hack or modify (or attempt to modify or hack) the Program, or create, develop, modify, distribute or use any software programs, in order to gain (or allow others to gain) advantage of this Program in an on-line multiplayer game settings including but not limited to local area network or any other network play or on the internet.
- Export or re-export this Program or any copy or adaptation in violation of any applicable laws or regulations.

CUSTOMER SUPPORT

Note: Please do not contact Customer Support for hints/codes/cheats; only technical issues.

Internet: <http://www.activision.com/support>

Our support section of the Web has the most up-to-date information available. We update the support pages daily, so please check here first for solutions. If you cannot find an answer to your issue, you can submit a question/incident to us using the online support form. A response may take anywhere from 24–72 hours depending on the volume of messages we receive and the nature of your problem.

Note: All support is handled in English only.

Note: The multiplayer components of Activision games are handled only through Internet support.

Phone: (310) 255-2050

You can call our 24-hour automated voice system for answers to our most frequently asked questions at the above number. Contact a Customer Support representative at the same number between the hours of 9:00 a.m. and 5:00 p.m. (Pacific Time), Monday through Friday, except holidays.

ACTIVISION
activision.com

MARVEL
www.marvel.com


BEEPFOX

Marvel, Spider-Man and all related characters and the distinctive likenesses thereof are trademarks of Marvel Entertainment, LLC, and its subsidiaries, and are used with permission. Copyright © 2010 Marvel Entertainment, LLC, and its subsidiaries. Licensed by Marvel Characters B.V. www.marvel.com. Game © 2010 Activision Publishing, Inc. Activision is a registered trademark of Activision Publishing, Inc. All rights reserved. KINECT, Xbox, Xbox 360, Xbox LIVE, and the Xbox logos are trademarks of the Microsoft group of companies and are used under license from Microsoft. All other trademarks and trade names are the properties of their respective owners.

83967226US